



MAR SLEEVA COLLEGE OF ARTS AND SCIENCE

Murickassery, Rajamudy P O

www.marsleeva.in, marsleevacollege@gmail.com

Ph. 04868263750, 9496302778

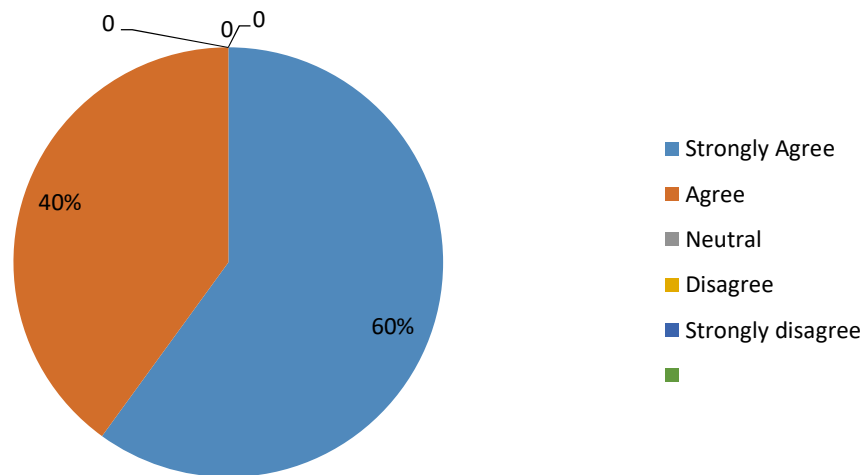
Affiliated to MG University Kottayam, UO No.4023/12/AC VII

TEACHERS FEEDBACK ANALYSIS REPORT 2018-19

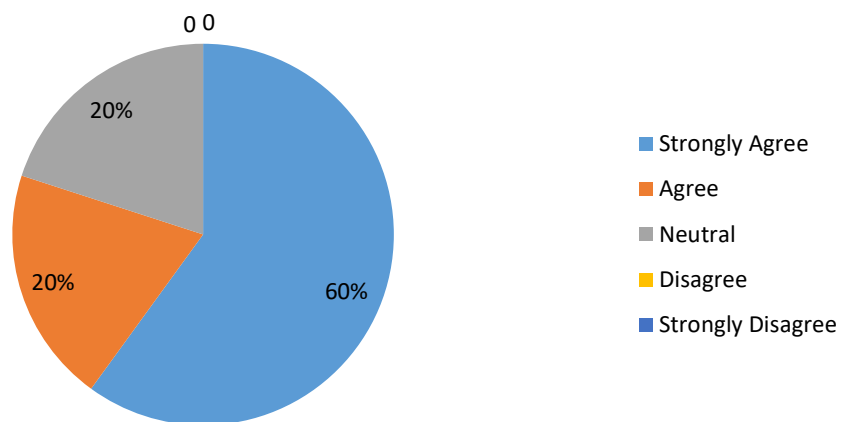
DEPARTMENT OF GEOLOGY

Sl No.	Description	Strongly agree	Agree	Neutral	Disagree	Strongly disagree
1	Curriculum and Syllabus are need based	60	40	0	0	0
2	The course outcomes are well defined and clear	60	20	20	0	0
3	Sufficient number of relevant reading materials and digital resources are available in the Library	40	60	0	0	0
4	The course has good balance between theory and application	100	0	0	0	0
5	The course/syllabus of this course increased my knowledge and perspective in the subject area	100	0	0	0	0
6	I have the freedom to propose, modify, suggest and incorporate new topics in the syllabus Through proper forum	60	20	20	0	0
7	I have the freedom to adopt new techniques/education tools/strategies in Teaching	80	20	0	0	0
8	I am able to achieve the minimum required course outcome attainment level for my class	60	20	20	0	0
9	I have taken sufficient steps to provide assistance to slow learners	100	0	0	0	0
10	I have contributed to the curriculum and / or syllabus development	80	20	0	0	0

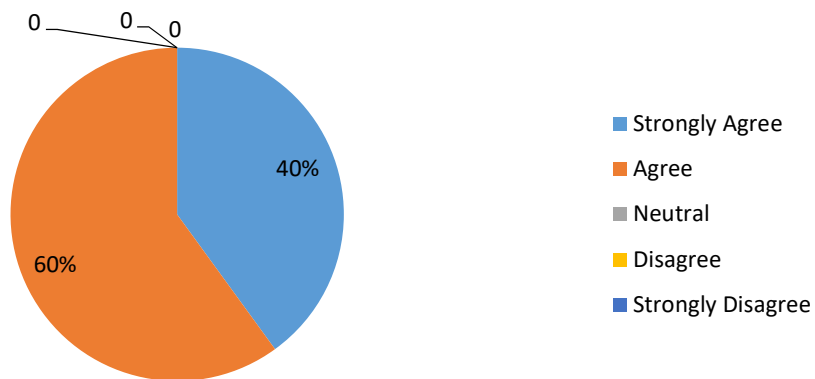
Curriculum and Syllabus are need based



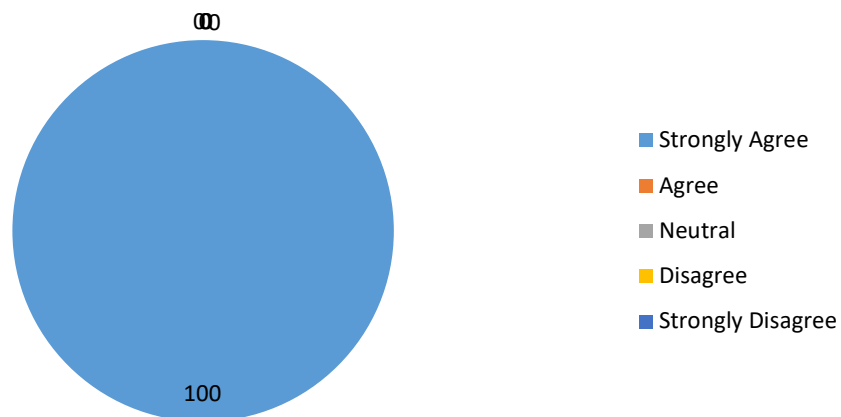
The course outcomes are well defined and clear



Sufficient number of relevant reading materials and digital resources are available in the Library




The course has good balance between theory and application

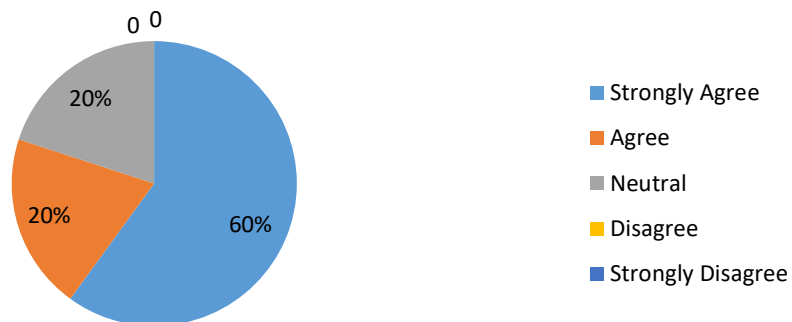


Your Success our Tradition

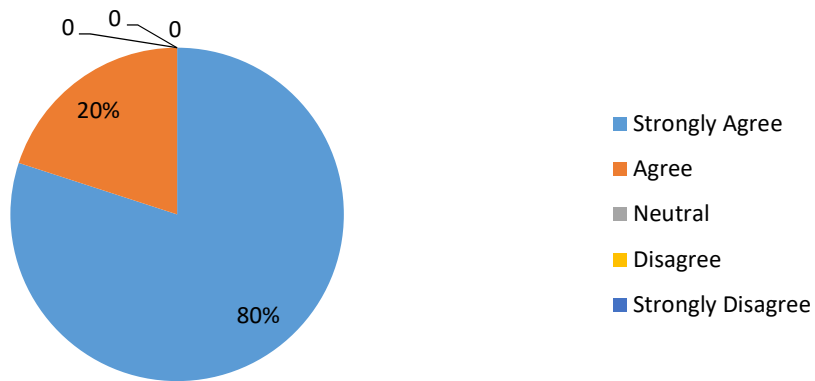
**The course/syllabus of this course increased
my knowledge and perspective in the
subject area**



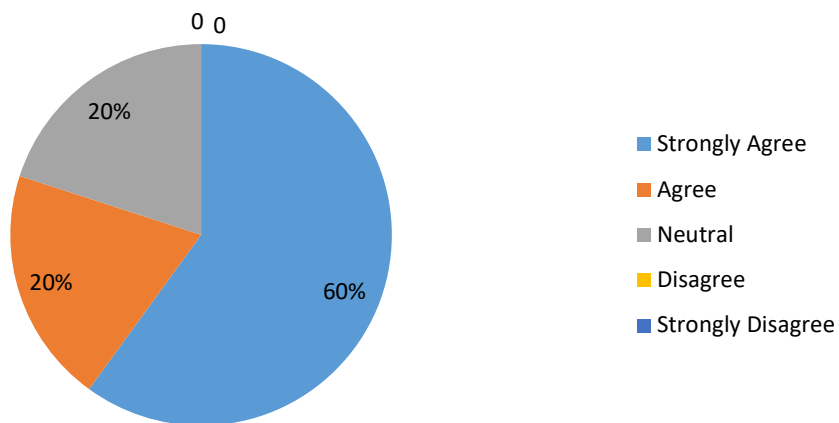
**I have the freedom to propose, modify,
suggest and incorporate new topics in the
syllabus
Through proper forum**



I have the freedom to adopt new techniques/education tools/strategies in Teaching

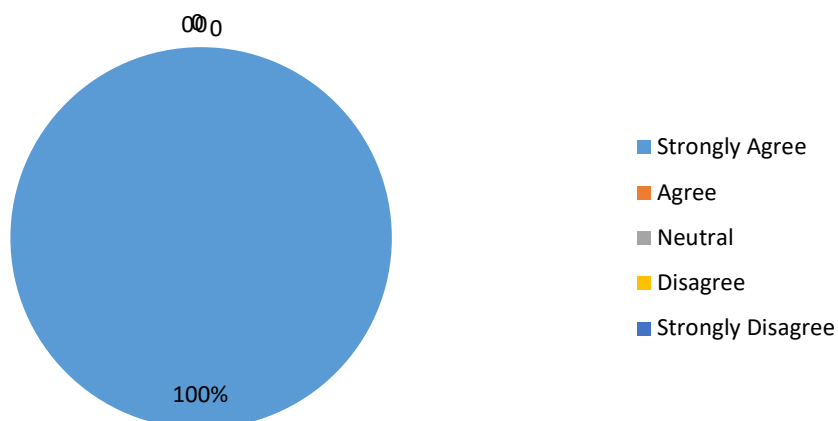


I am able to achieve the minimum required course outcome attainment level for my class

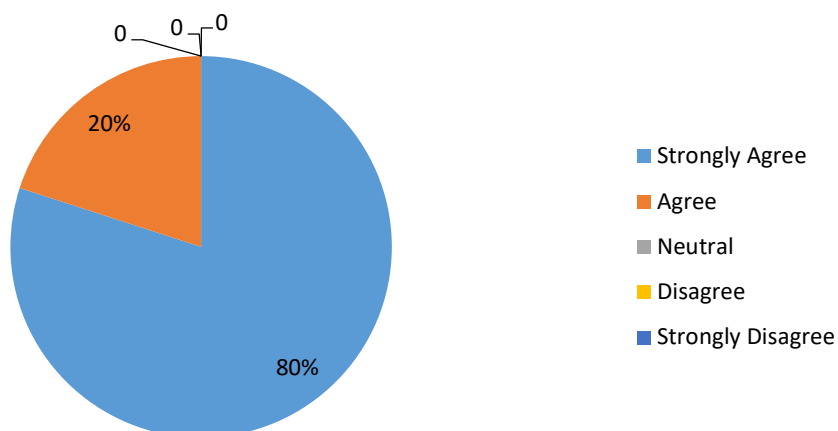


Your Success our Tradition

I have taken sufficient steps to provide assistance to slow learners



I have contributed to the curriculum and / or syllabus development



Your Success our Tradition

Graph 1: The following graph elucidates whether the curriculum and the syllabus meets needs of the students. It is simply fortunate that most of the teachers with a ratio of 60% strongly agreed while 40 % agreed.

Graph 2: Regarding the course outcome the reply collected from the teachers were mixed. While 60 % strongly agreed that the course outcome is crystal clear and defined, both the response for Agree and Neutral were 20%.

Graph 3: Library is always a treasure house of knowledge. In regards to the availability of relevant reading materials as well as digital sources in the library, most of the teachers agreed with a percentage of 60%. The balance teaching faculty marked for strongly agree.

Graph 4: The given graph depicts that there is a well defined balance between theory and it's practical. Unanimously all the teachers strongly agreed to it.

Graph 5: For the given pie chart which raises the question of whether the syllabus had helped the educators to incline their knowledge as well as perspective, 100 % of the teachers marked with strongly agree.

Graph 6: Freedom of speech and expression is a basic fundamental right. 60 % of the teachers said that they hold the freedom to propose, modify, suggest and implement new topics to the current syllabus. Agree and neutral were both marked by a 20%

Graph 7: The provided graph enumerates a teaching member's right to adopt newer techniques or educational tool in teaching. 80 % made it clear that brand new technical aspects are always welcomed.

Graph 8: The question that asks whether the teacher is able to achieve the minimum required course outcome attainment level for the class, no one disagreed or had shown a strong disagreement. The positive response shows that 60 % of the teachers had thoroughly able to obtain the same.

Graph 9: Both fast and slow learners could be found in a classroom. In a mission to take sufficient steps to provide help towards slow learners, 100 % of the teachers strongly agreed that they could do their level best to provide ample resources.

Graph 10: The picture given enumerates that 80 % of the teachers strongly agreed that they have contributed to the curriculum or syllabus development. None stood a stand of neutral, disagree or strongly disagree.



Your Success our Tradition

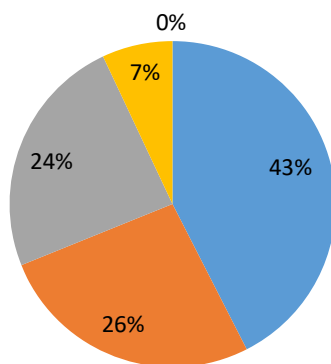
PG DEPARTMENT OF COMMERCE

Sl No.	Description	Strongly agree	Agree	Neutral	Disagree	Strongly disagree
1	Curriculum and Syllabus are need based	42.5	26.4	24.1	7	0
2	The course outcomes are well defined and clear	51.8	22.2	20	5	1
3	Sufficient number of relevant reading materials and digital resources are available in the Library	60	30	10	0	0
4	The course has good balance between theory and application	28.6	40.4	30	1	0
5	The course/syllabus of this course increased my knowledge and perspective in the subject area	44.5	20	15.5	10	10
6	I have the freedom to propose, modify, suggest and incorporate new topics in the syllabus Through proper forum	43.7	28.2	25	3.1	0
7	I have the freedom to adopt new techniques/education tools/strategies in Teaching	52	25	15	8	0
8	I am able to achieve the minimum required course outcome attainment level for my class	51.5	32	12.5	4	0
9	I have taken sufficient steps to provide assistance to slow learners	55.3	29.8	10.3	4.6	0
10	I have contributed to the curriculum and / or syllabus development	54	32.9	12	1.1	0

GRAPH: 1

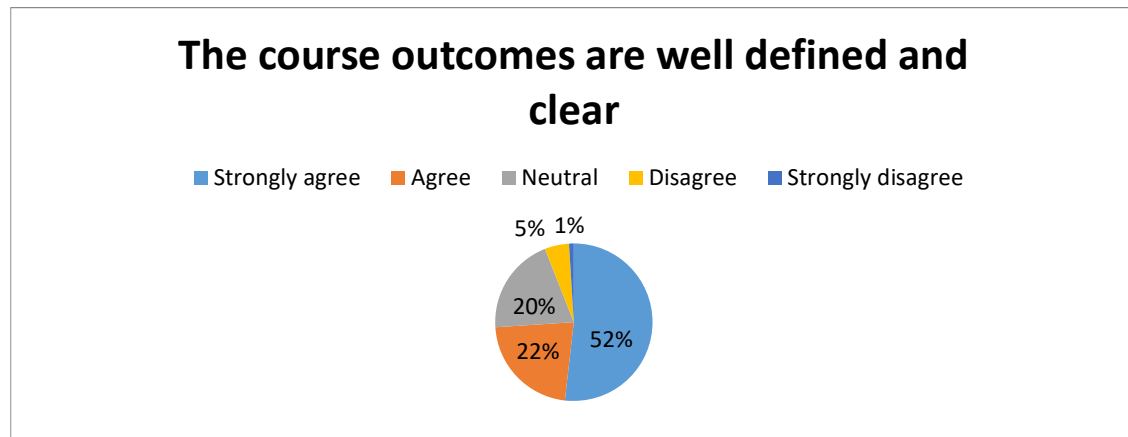
Curriculum and Syllabus are need based

Strongly agree Agree Neutral Disagree



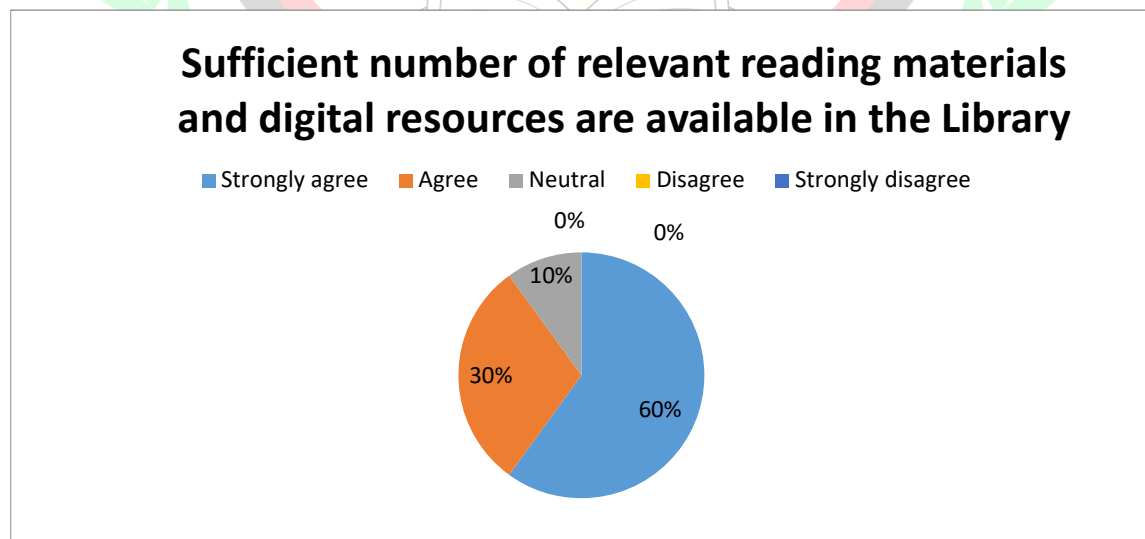
Graph 1: The following graph depicts whether the curriculum and the syllabus meets needs of the students. It is simply fortunate that most of the teachers with a ratio of 43% strongly agreed while 26 % agreed.

GRAPH:2



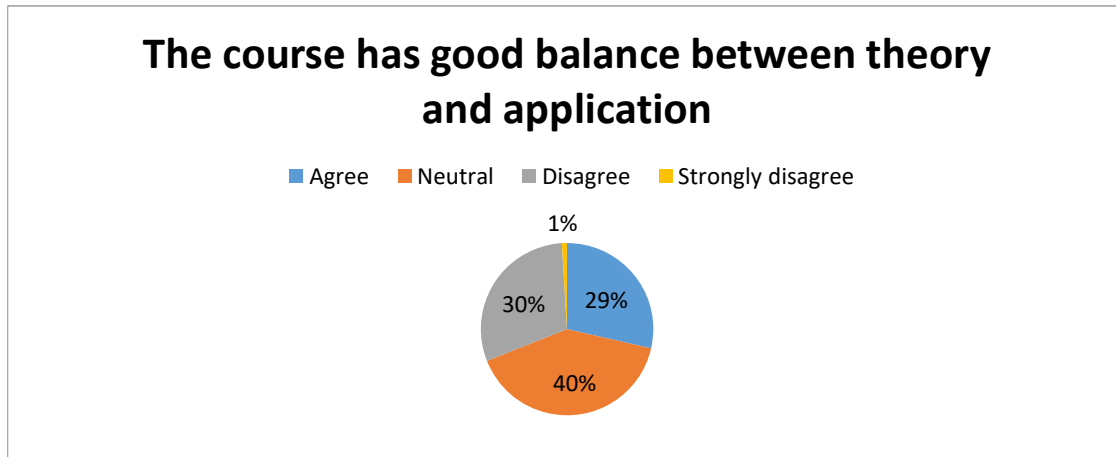
Graph 2: Regarding the course outcome the reply collected from the teachers were mixed. While 52 % strongly agreed that the course outcome is crystal clear and defined, both the response for Agree and Neutral were 22% and 20% respectively.

GRAPH:3



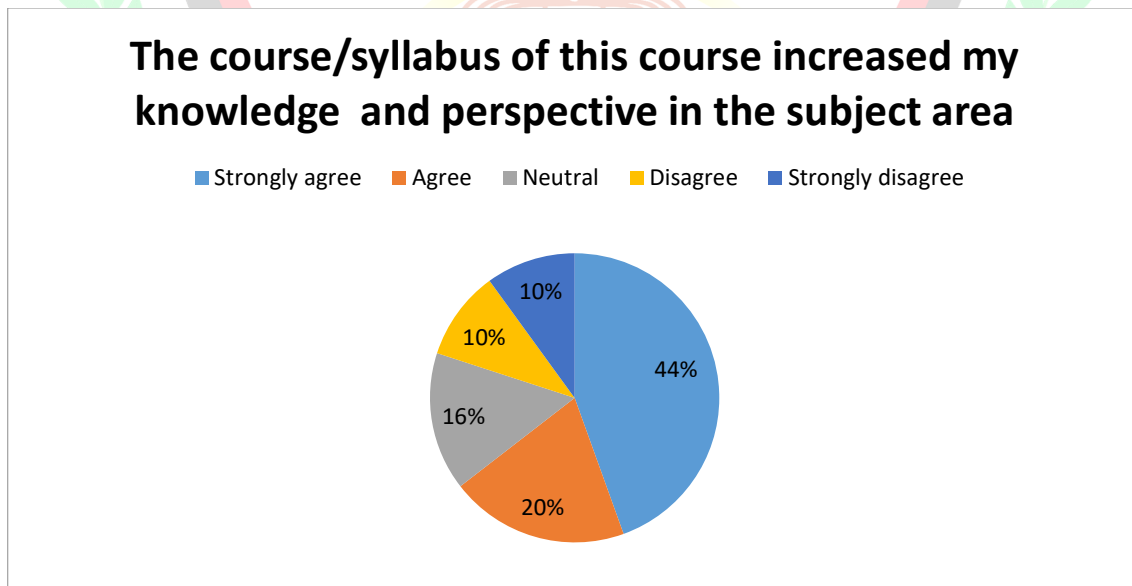
Graph 3: Library is always a treasure house of knowledge. In regards to the availability of relevant reading materials as well as digital sources in the library, most of the teachers strongly agreed with a percentage of 60%.and agreed with a percentage of 30%

GRAPH: 4



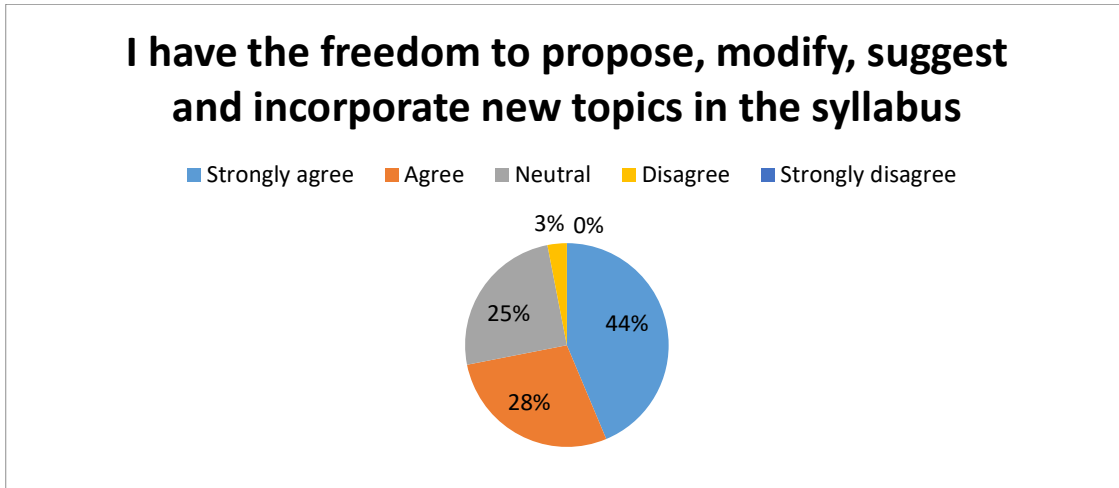
Graph 4: The given graph depicts that there is a well defined balance between theory and it's practical.29 percentage of the teachers strongly agreed to it and 40 percentage of teachers agreed.

GRAPH: 5



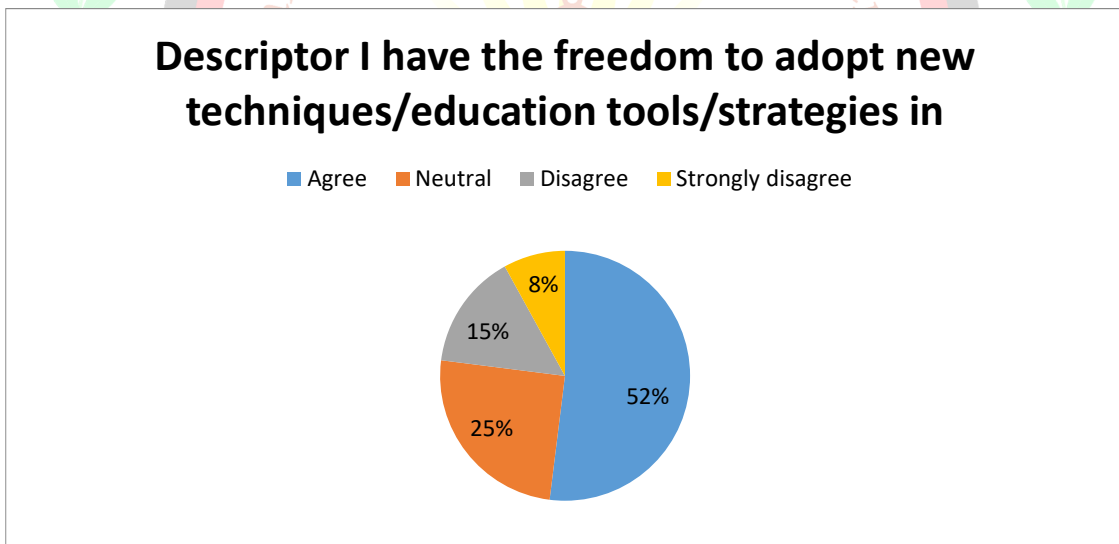
Graph 5: For the given pie chart which raises the question of whether the syllabus had helped the educators to incline their knowledge as well as perspective, 44% of the teachers marked with strongly agree, and 20% of teachers agreed.

GRAPH :6



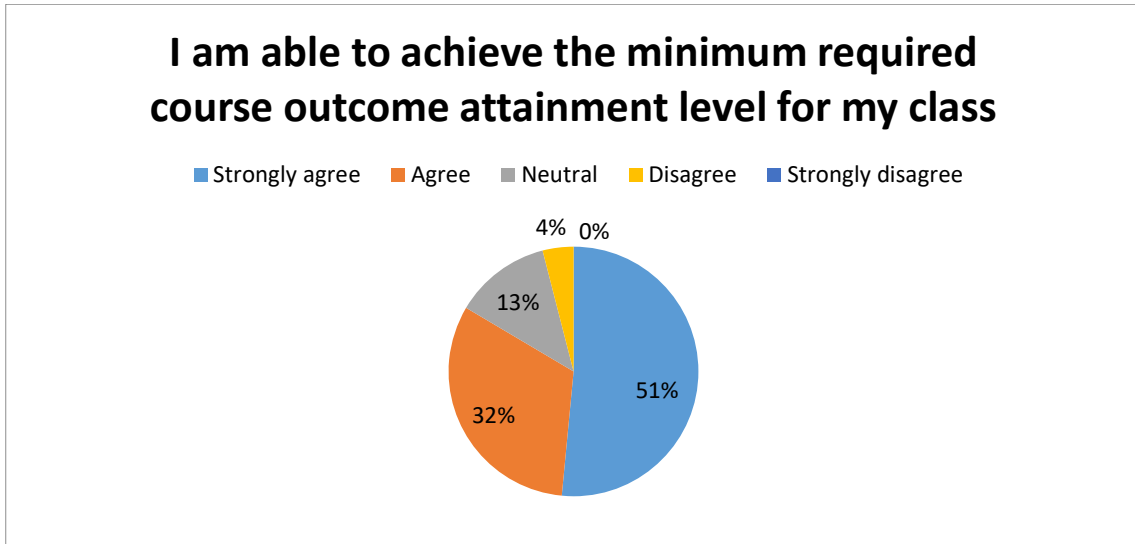
Graph 6: Freedom of speech and expression is a basic fundamental right. 44 % of the teachers said that they hold the freedom to propose, modify, suggest and implement new topics to the current syllabus. Agree and neutral were both marked by a 28% and 25% respectively.

GRAPH :7



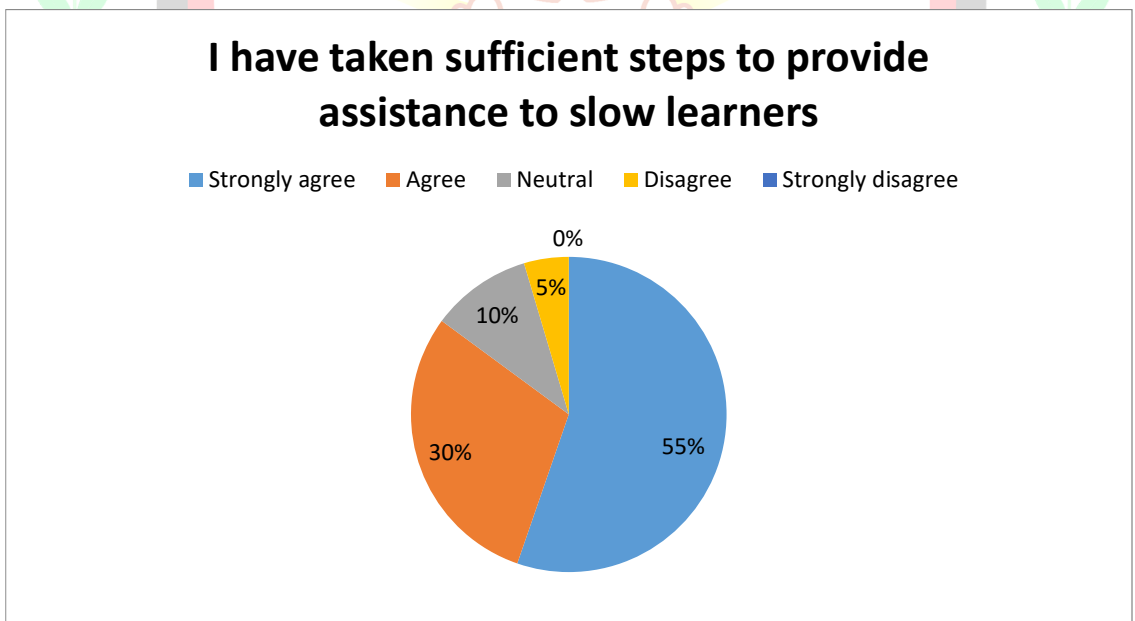
Graph 7: The provided graph enumerates a teaching member's right to adopt newer techniques or educational tool in teaching. 52 % made it clear that brand new technical aspects are always welcomed.

GRAPH :8



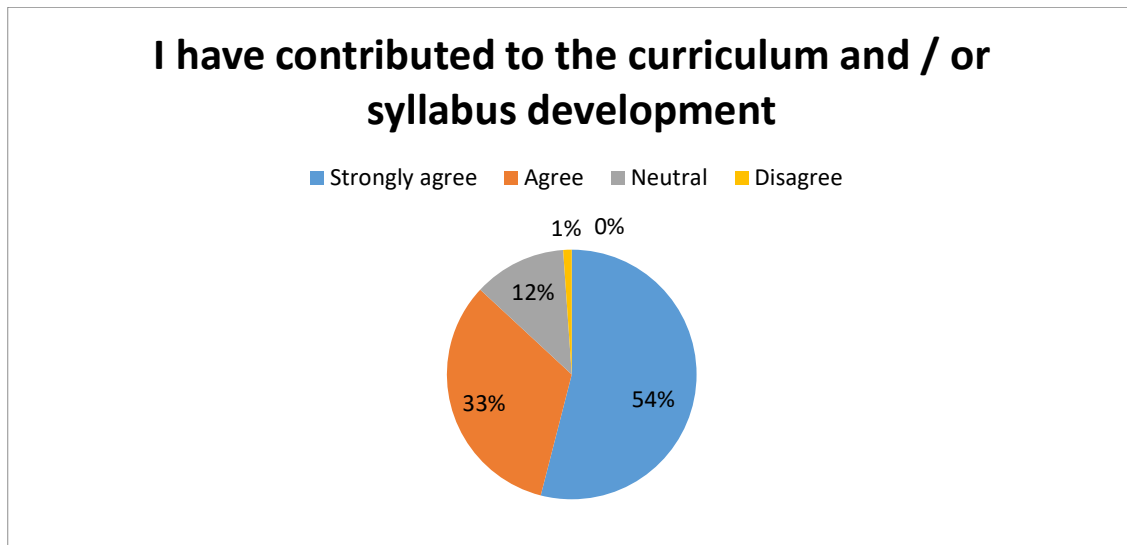
Graph 8: The question that asks whether the teacher is able to achieve the minimum required course outcome attainment level for the class,. The positive response shows that 51 % of the teachers had thoroughly able to obtain the same.32 % of teachers agreed and 13% of teachers have a natural opinion.

GRAPH :9

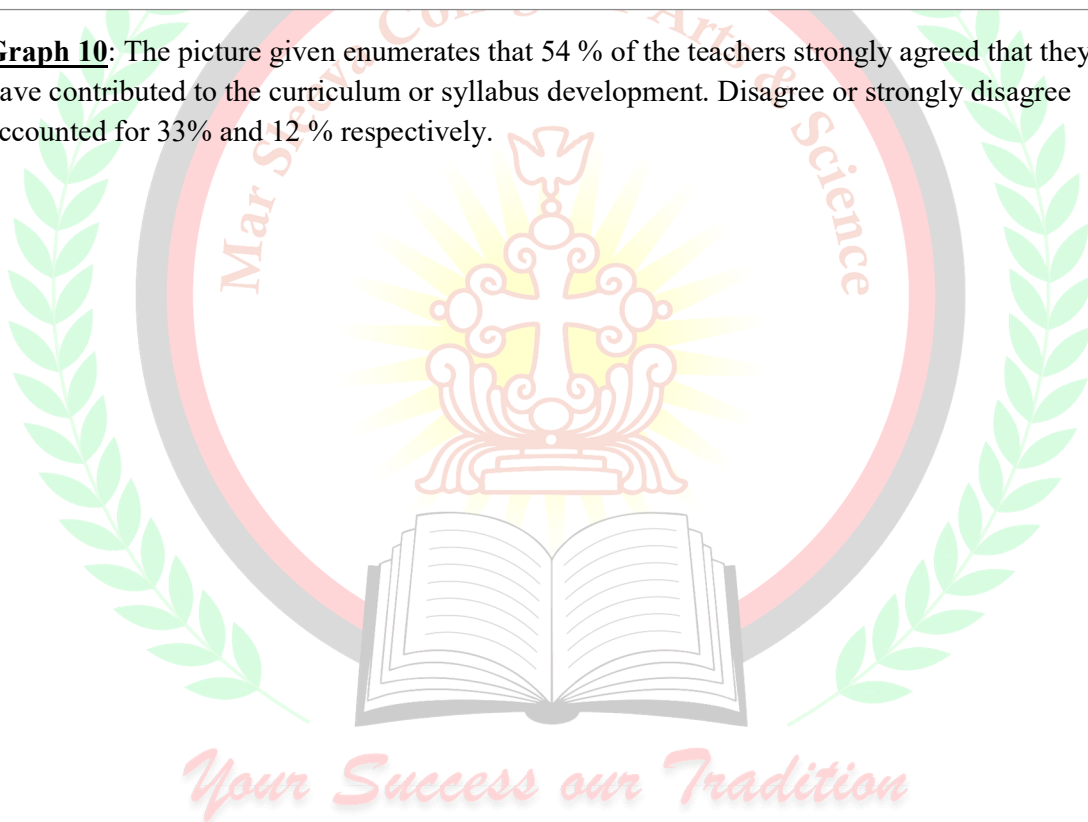


Graph 9: Both fast and slow learners could be found in a classroom. In a mission to take sufficient steps to provide help towards slow learners, 55 % of the teachers strongly agreed that they could do their level best to provide ample resources and the rest 30 % agreed to provide sufficient steps to provide assistance to slow learners.

GRAPH :10



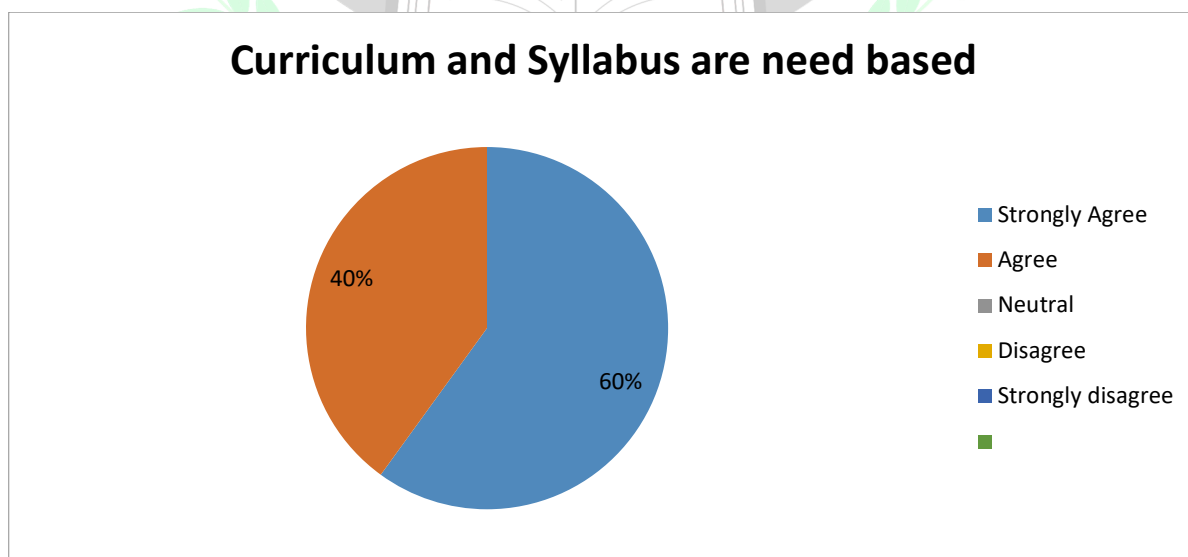
Graph 10: The picture given enumerates that 54 % of the teachers strongly agreed that they have contributed to the curriculum or syllabus development. Disagree or strongly disagree accounted for 33% and 12 % respectively.



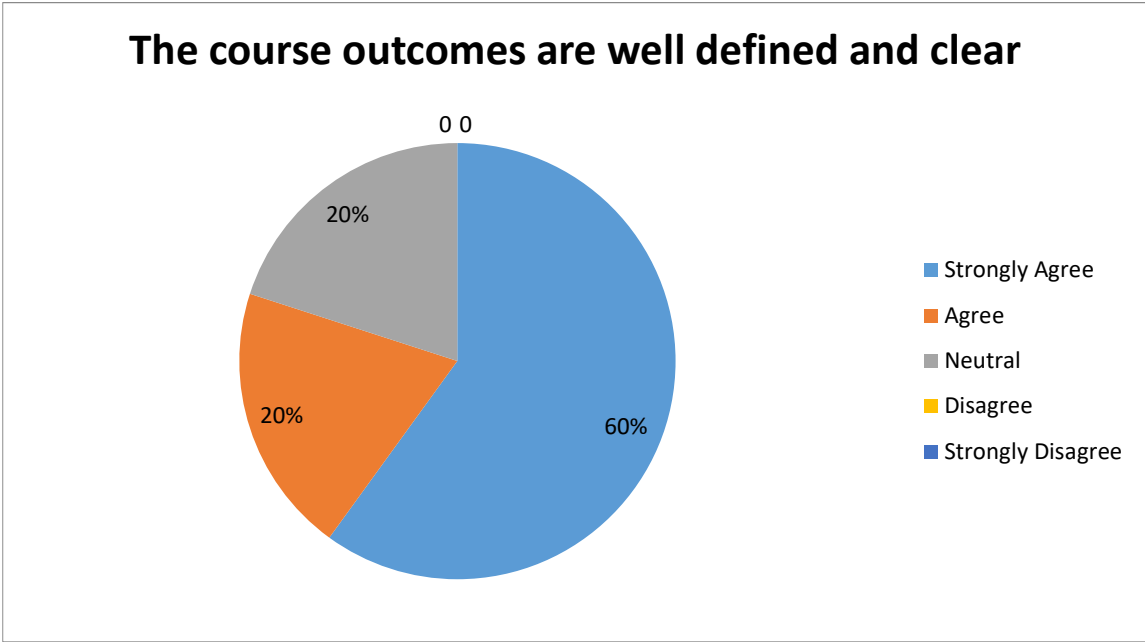
DEPARTMENT OF COMPUTER SCIENCE

SI No.	Description	Strongly agree	Agree	Neutral	Disagree	Strongly disagree
1	Curriculum and Syllabus are need based	70	30	0	0	0
2	The course outcomes are well defined and clear	60	20	20	0	0
3	Sufficient number of relevant reading materials and digital resources are available in the Library	50	50	0	0	0
4	The course has good balance between theory and application	100	0	0	0	0
5	The course/syllabus of this course increased my knowledge and perspective in the subject area	100	0	0	0	0
6	I have the freedom to propose, modify, suggest and incorporate new topics in the syllabus Through proper forum	60	20	20	0	0
7	I have the freedom to adopt new techniques/education tools/strategies in Teaching	80	20	0	0	0
8	I am able to achieve the minimum required course outcome attainment level for my class	70	20	10	0	0
9	I have taken sufficient steps to provide assistance to slow learners	100	0	0	0	0
10	I have contributed to the curriculum and / or syllabus development	80	20	0	0	0

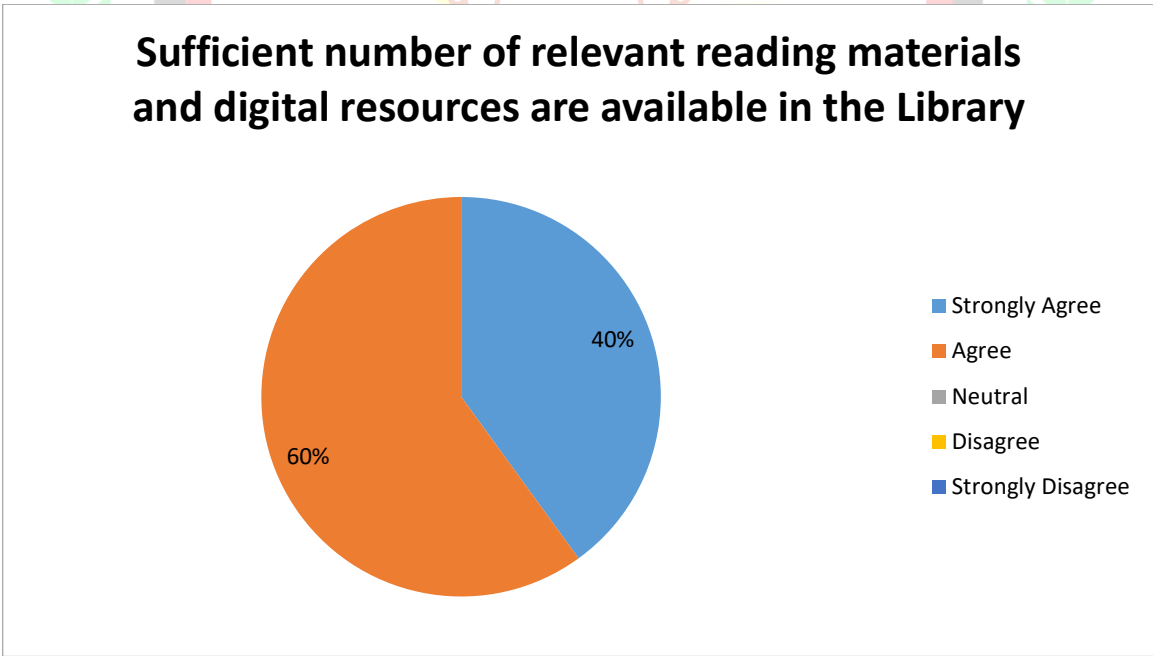
Graph 1



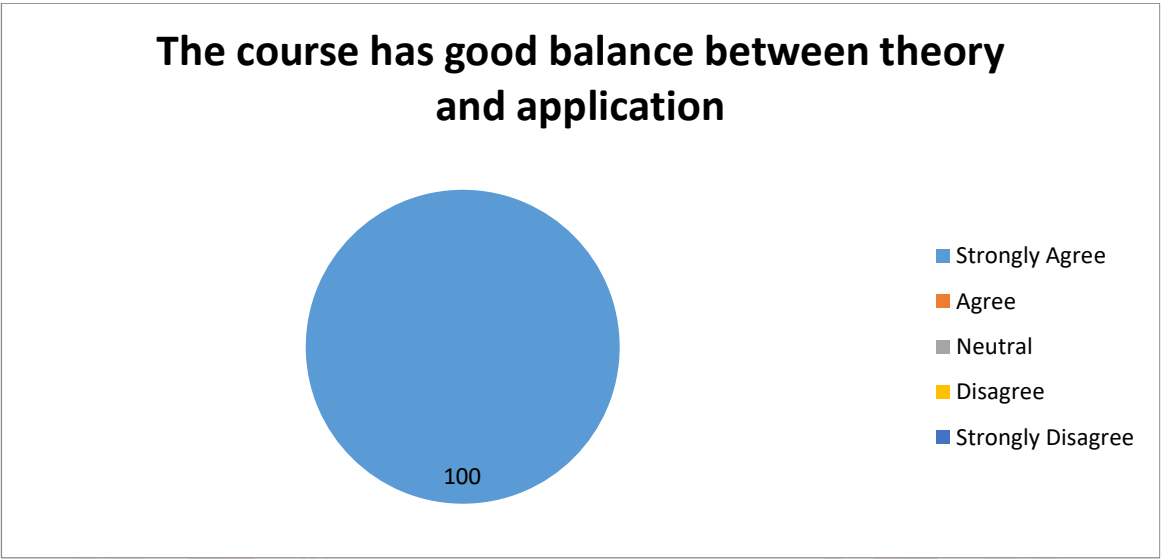
Graph 2



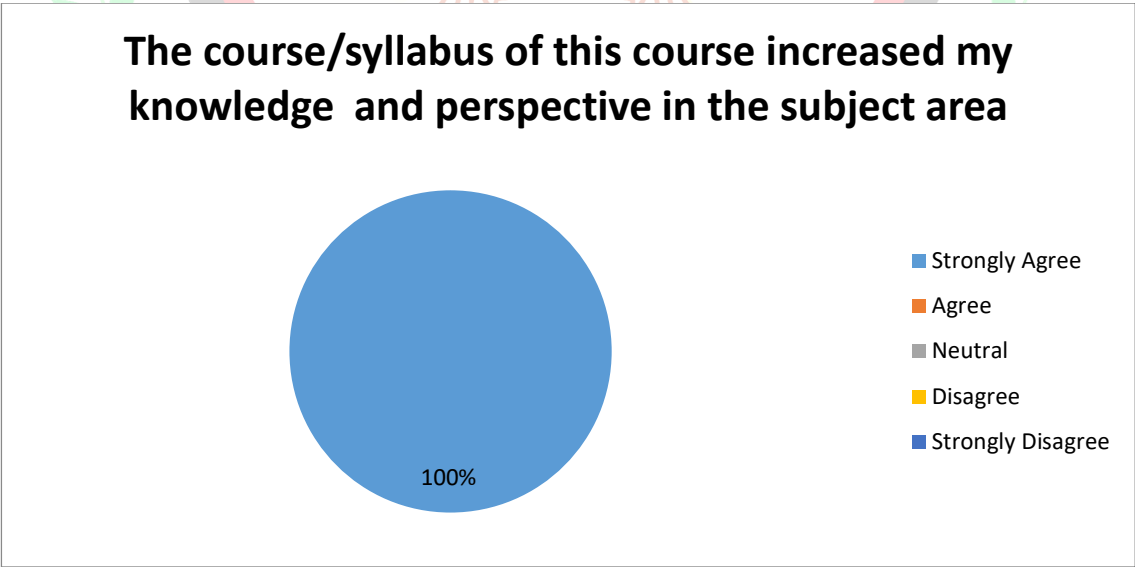
Graph 3



Graph 4



Graph 5



Graph 6

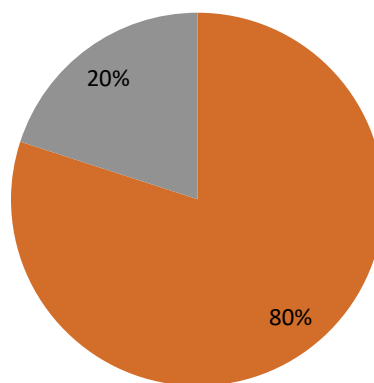
**I have the freedom to propose, modify, suggest
and incorporate new topics in the syllabus
Through proper forum**



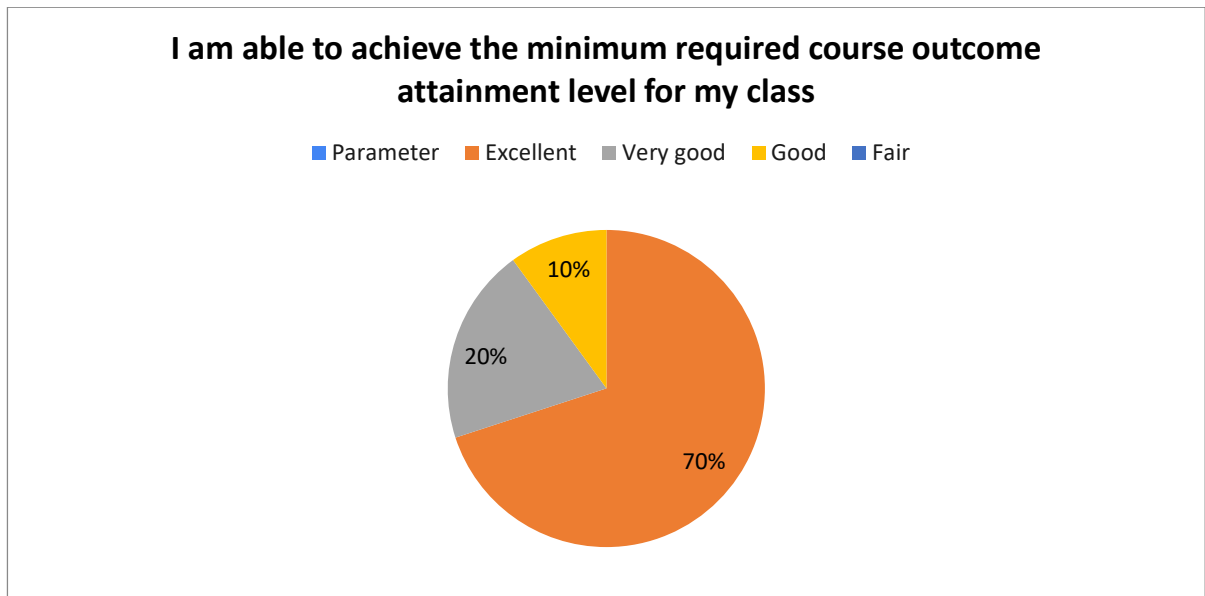
Graph 7

**I have the freedom to adopt new techniques/education
tools/strategies in
Teaching**

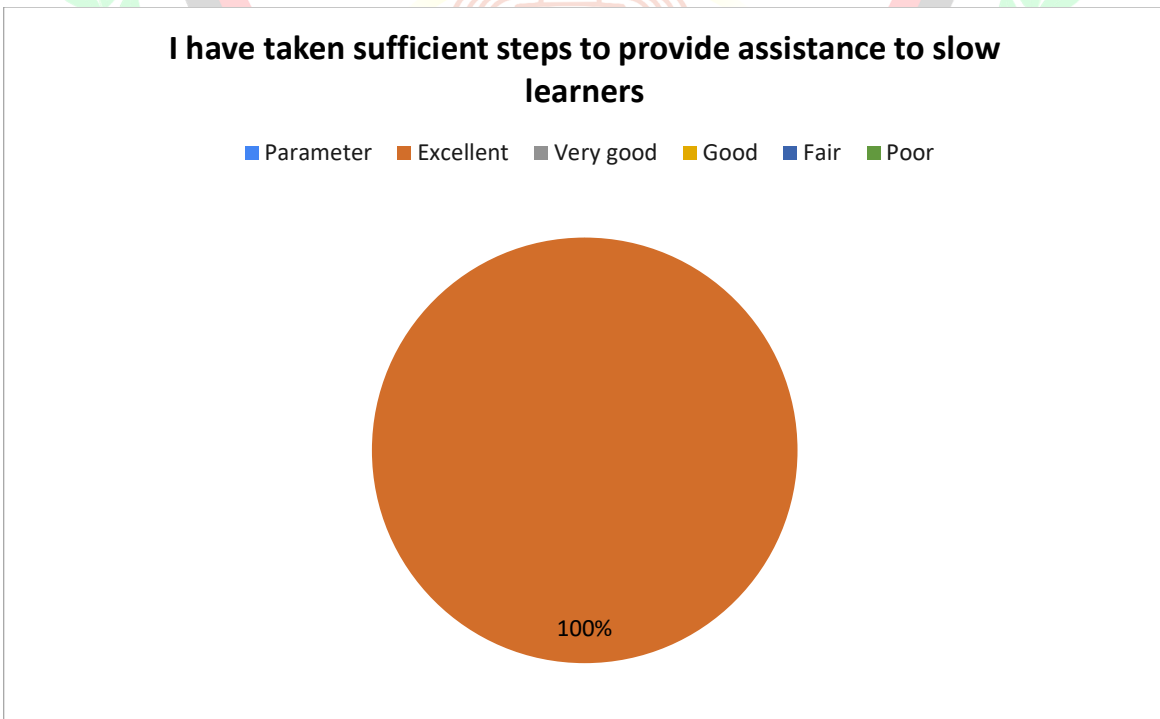
■ Parameter ■ Excellent ■ Very good ■ Good ■ Fair ■ Poor



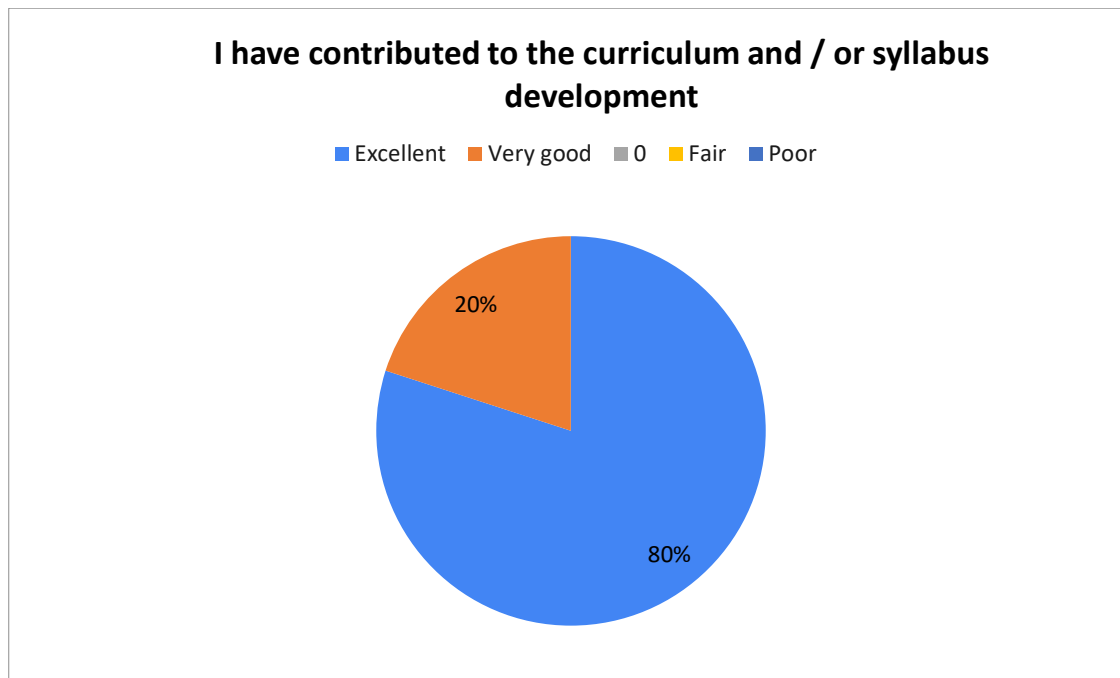
Graph 8



Graph 9



Graph 10



Graph 1: The following graph elucidates whether the curriculum and the syllabus meets needs of the students. It is simply fortunate that most of the teachers with a ratio of 70% strongly agreed while 30 % agreed.

Graph 2: Regarding the course outcome the reply collected from the teachers were mixed. While 60 % strongly agreed that the course outcome is crystal clear and defined, both the response for Agree and Neutral were 20%.

Graph 3: Library is always a treasure house of knowledge. In regards to the availability of relevant reading materials as well as digital sources in the library, 50% of the teachers strongly agreed with the facilities of the library and rest of them agreed.

Graph 4: The given graph depicts that there is a well defined balance between theory and it's practical. Unanimously all the teachers strongly agreed to it.

Graph 5: For the given pie chart which raises the question of whether the syllabus had helped the educators to incline their knowledge as well as perspective, 100 % of the teachers marked with strongly agree.

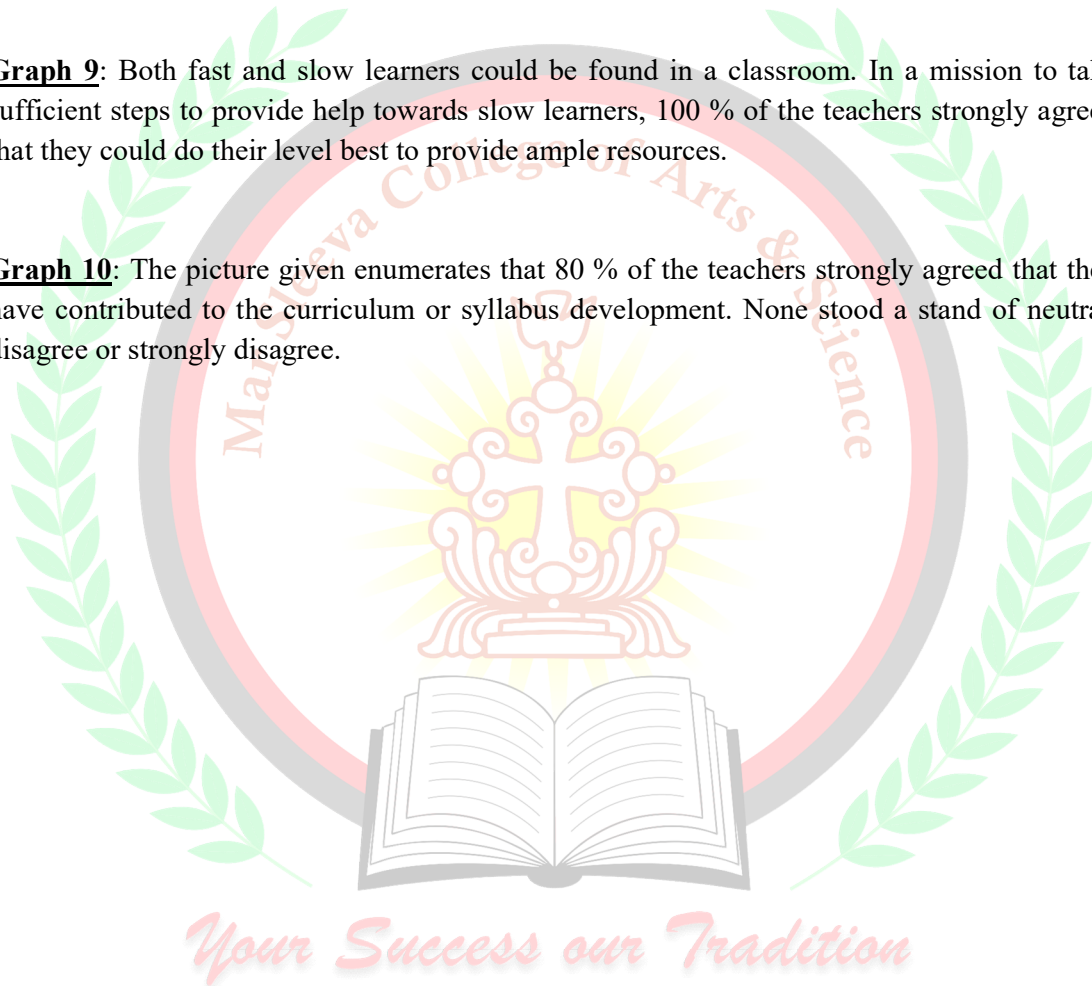
Graph 6: Freedom of speech and expression is a basic fundamental right. 60 % of the teachers said that they hold the freedom to propose, modify, suggest and implement new topics to the current syllabus. Agree and neutral were both marked by a 20%

Graph 7: The provided graph enumerates a teaching member's right to adopt newer techniques or educational tool in teaching. 80 % made it clear that brand new technical aspects are always welcomed.

Graph 8: The question that asks whether the teacher is able to achieve the minimum required course outcome attainment level for the class, no one disagreed or had shown a strong disagreement. The positive response shows that 70 % of the teachers had thoroughly able to obtain the same.

Graph 9: Both fast and slow learners could be found in a classroom. In a mission to take sufficient steps to provide help towards slow learners, 100 % of the teachers strongly agreed that they could do their level best to provide ample resources.

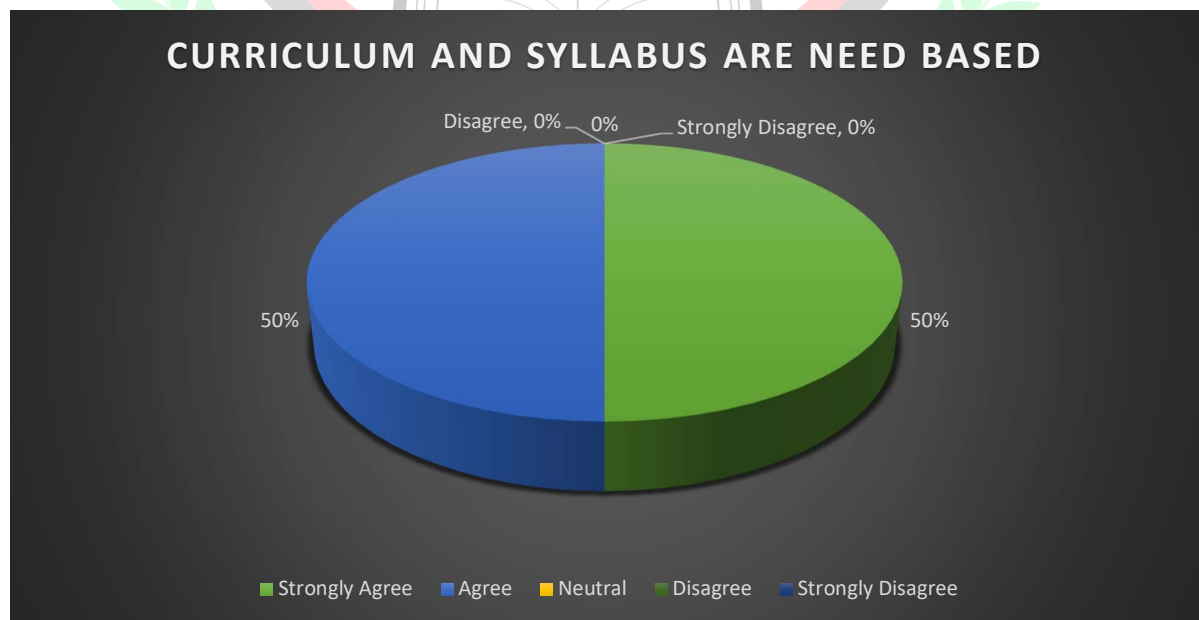
Graph 10: The picture given enumerates that 80 % of the teachers strongly agreed that they have contributed to the curriculum or syllabus development. None stood a stand of neutral, disagree or strongly disagree.



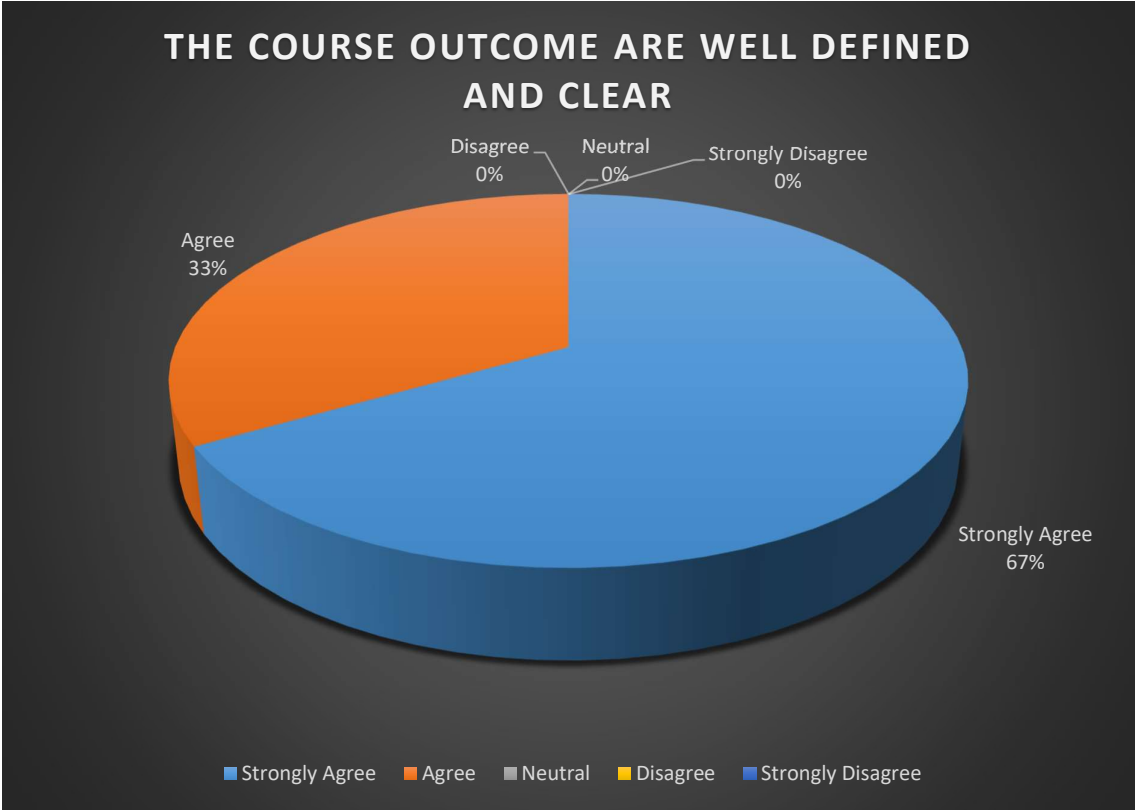
DEPARTMENT OF ENGLISH

Sl No.	Description	Strongly agree	Agree	Neutral	Disagree	Strongly disagree
1	Curriculum and Syllabus are need based	50	50	0	0	0
2	The course outcomes are well defined and clear	67	33	0	0	0
3	Sufficient number of relevant reading materials and digital resources are available in the Library	50	33	17	0	0
4	The course has good balance between theory and application	50	50	0	0	0
5	The course/syllabus of this course increased my knowledge and perspective in the subject area	33	50	17	0	0
6	I have the freedom to propose, modify, suggest and incorporate new topics in the syllabus Through proper forum	67	16	17	0	0
7	I have the freedom to adopt new techniques/education tools/strategies in Teaching	50	33	17	0	0
8	I am able to achieve the minimum required course outcome attainment level for my class	50	50	0	0	0
9	I have taken sufficient steps to provide assistance to slow learners	33	67	0	0	0
10	I have contributed to the curriculum and / or syllabus development	67	33	0	0	0

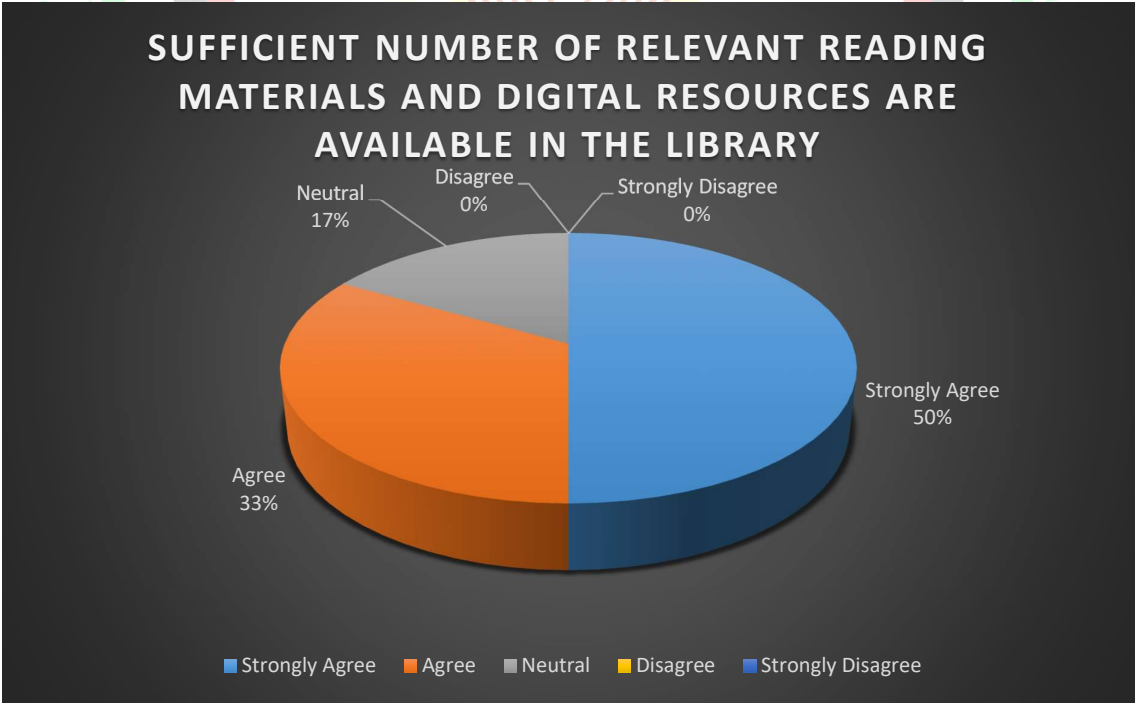
Graph I



Graph II

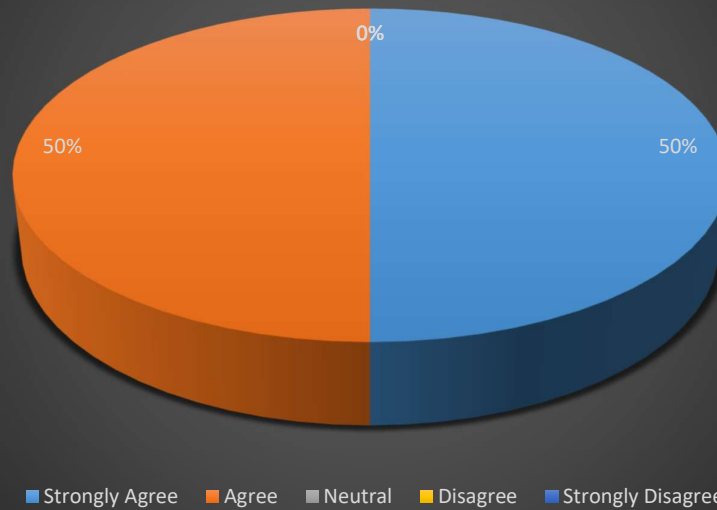


Graph III



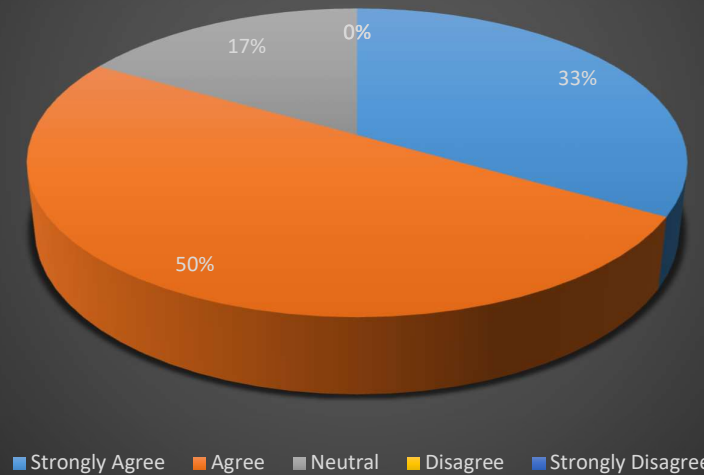
Graph IV

THE COURSE HAS GOOD BALANCE BETWEEN THEORY AND APPLICATION

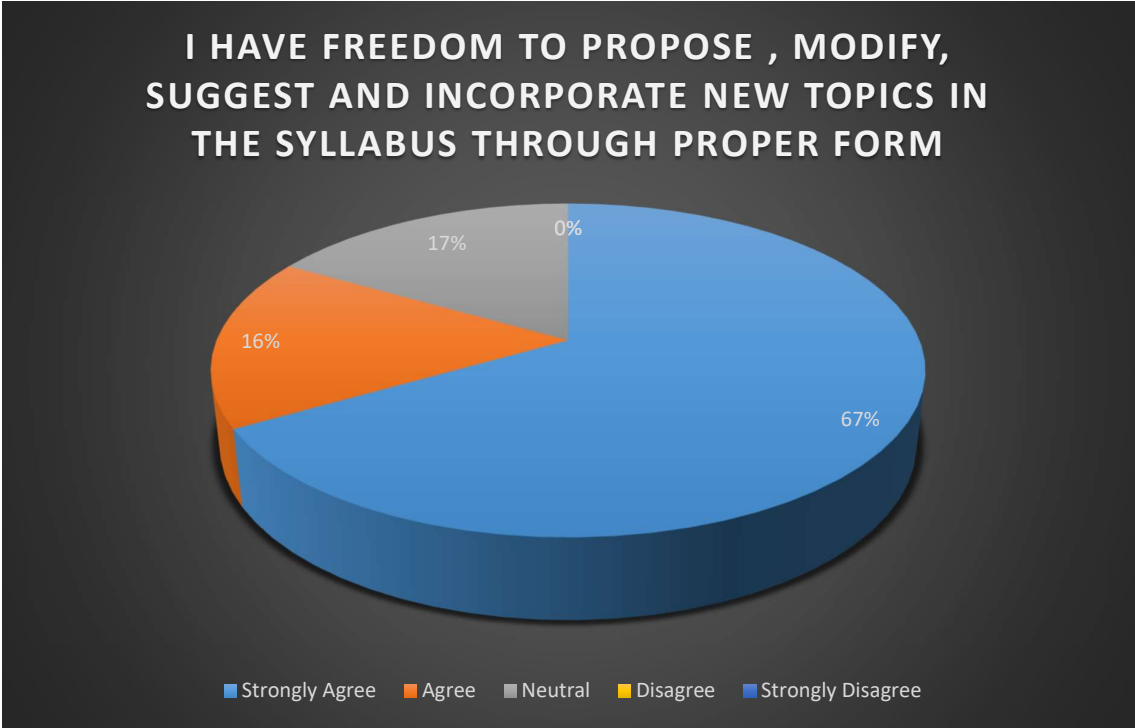


Graph V

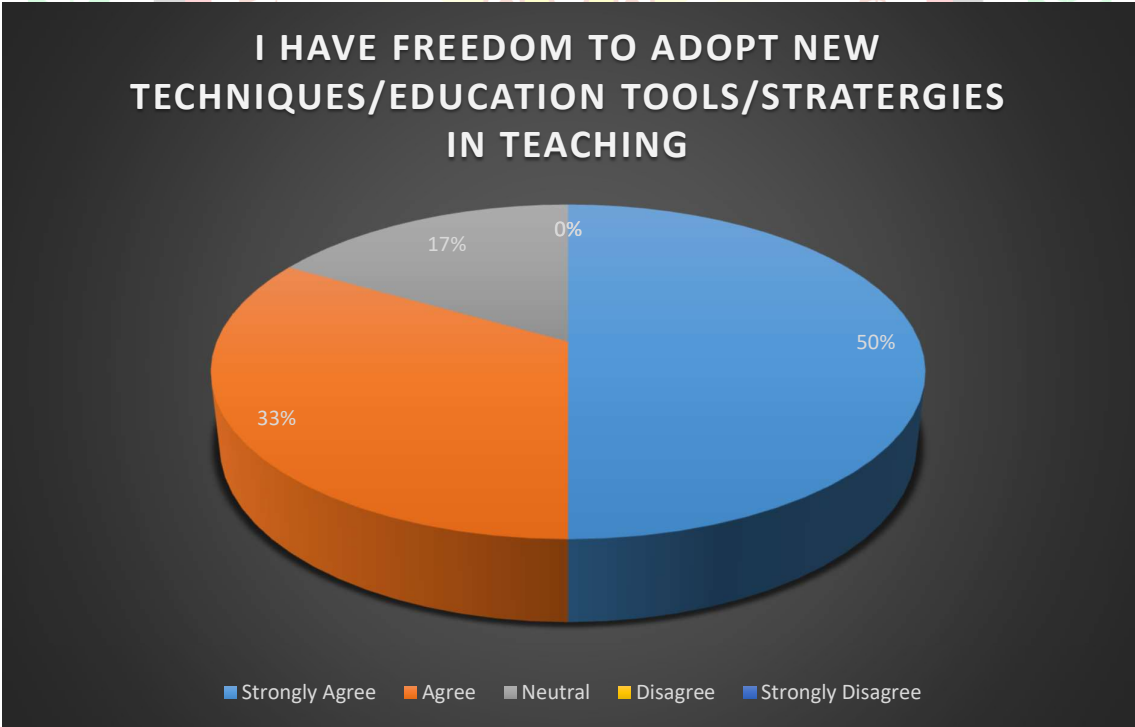
THE COURSE/SYLLABUS OF THIS COURSE INCREASED MY KNOWLEDGE AND PRESPECTIVE IN THE SUBJECT AREA



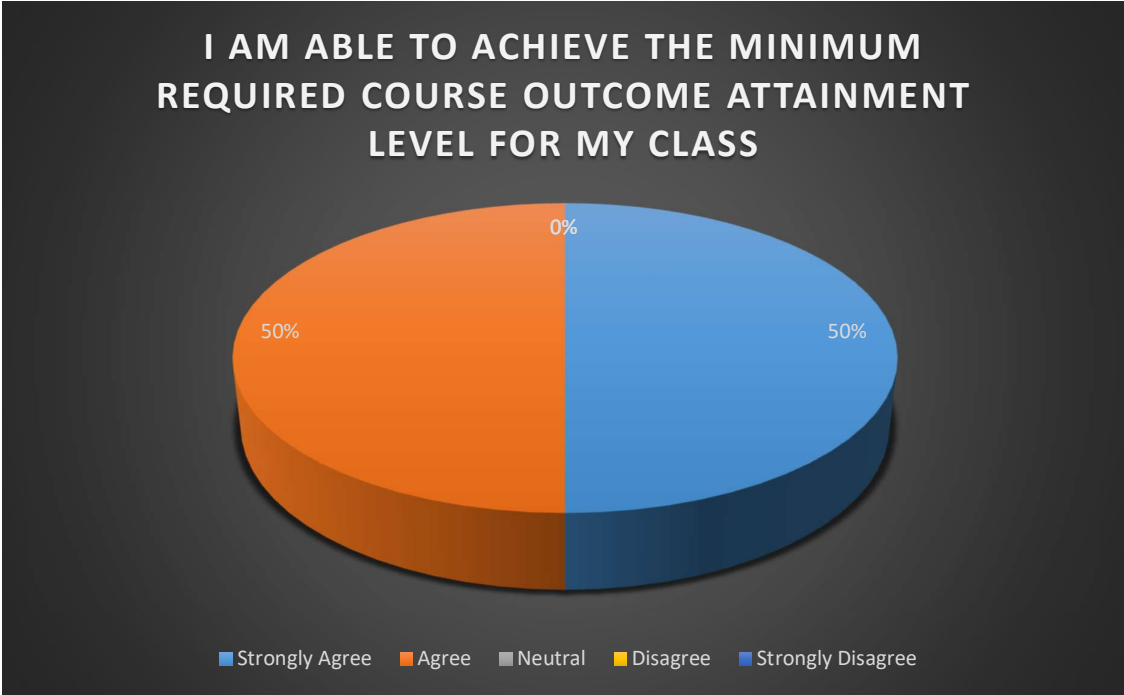
Graph VI



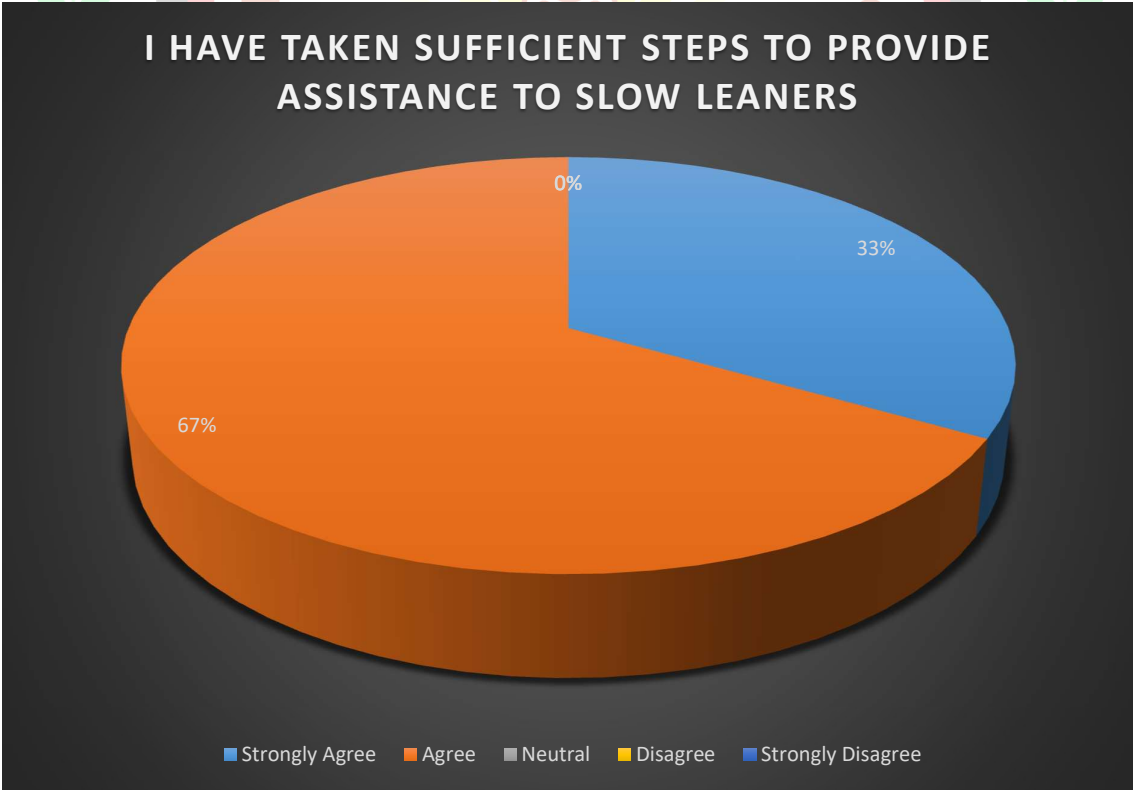
Graph VII



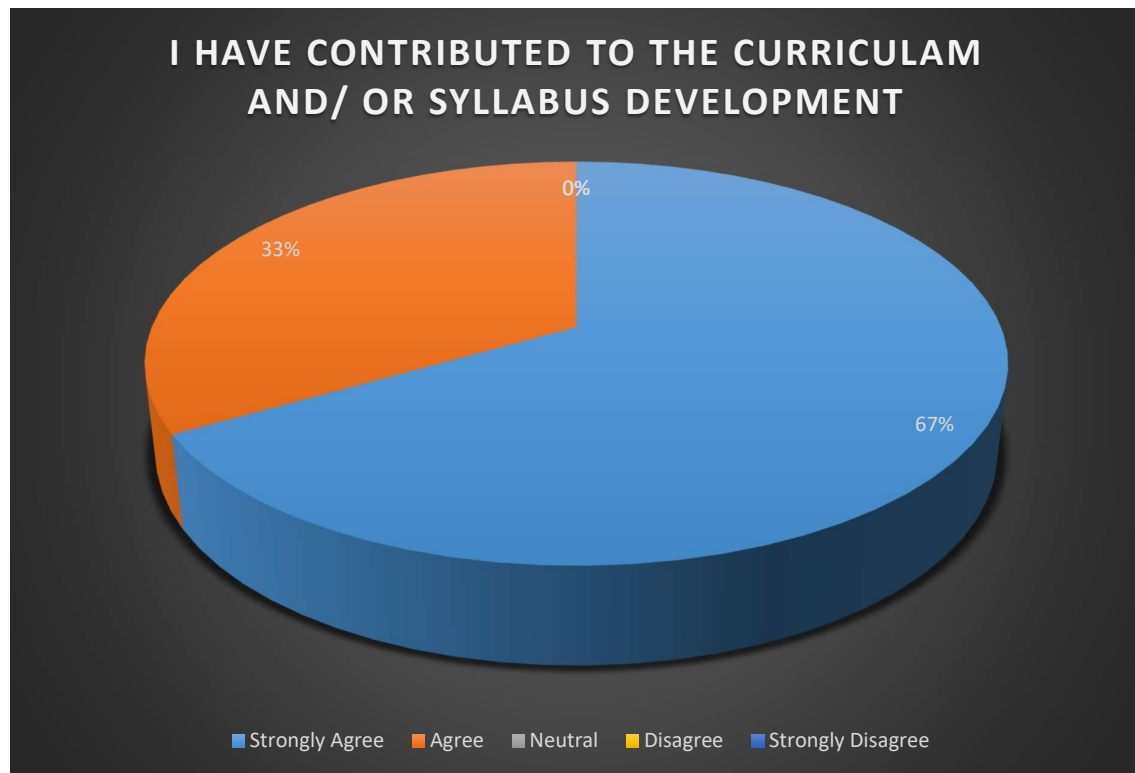
Graph VIII



Graph IX



Graph X



Graph I : Graph shows the teachers' feedback on the question whether the curriculum and syllabus are need based. 50% of respondents strongly agreed to the question and the remaining 50% chose agree.

Graph II : In this graphical representation, the teachers were asked to give feedback on whether the course outcome are well defined and clear. Most of the teachers strongly agreed to the question. 67% of teachers opted strongly agreed and 33% of teachers opted agree.

Graph III : This graph was about the availability of sufficient reading materials and digital resources in the library. 50% of teachers strongly agreed with this. 33% of teachers chose agree and rest of the 17% has a neutral judgement.

Graph IV: A good balance between theory and application is indispensable for a good curriculum. In this graph, teachers were asked to give their comments on balance between theory and application. 50% of teachers strongly agreed and the remaining 50% agreed to the question.

Graph V: This graphical representation shows how the course/ syllabus of the course has increased the knowledge and perspective of the subject area. Most of the teachers agreed to

the question and 33% of teachers had a strong agreement. Whereas the remaining 17% of teachers took a neutral stand.

Graph VI :Teachers' response regarding the freedom to propose, modify, suggest and incorporate new topics in the syllabus through proper form varied on their views, 67% of teachers strongly believe that they have the freedom. 16% of teachers agreed and 17% opted neutral.

Graph VII :The teachers were asked whether they have freedom to adopt new strategies, education tools and techniques in teaching. Everybody had different opinions. Anyways 50% of teachers firmly believed that they have the freedom to adopt new strategies, education tools and techniques in teaching. 33% agreed to the question and 17% had a neutral belief.

Graph VIII: This graph shows the teachers' opinions about the ability to achieve the minimum required course outcome attainment level for their classes. Everybody believes that after the end of the paper they are able to achieve the minimum required course outcome. 50% chose strongly agree and rest of the 50% chose agree.

Graph IX :33% of respondents strongly agree that they have taken enough steps to provide assistance to slow learners while 67% of teachers agreed to the question.

Graph X : Regarding the contributions made by the teachers in the development of curriculum and syllabus 67% of teachers opted strongly agree and 33% voted for agree.

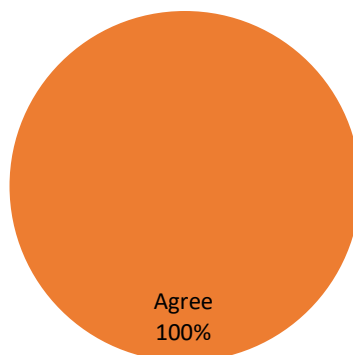


Your Success our Tradition

DEPARTMENT OF MANAGEMENT STUDIES

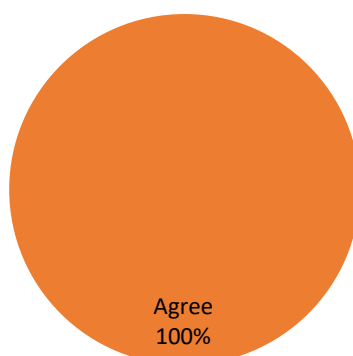
SI No	Parameter	Strongly agree	Agree	Neutral	Disagree	strongly Disagree	Total
1.	Need based curriculum and syllabus	0	100	0	0	0	100
2.	Well-defined course outcome	0	100	0	0	0	100
3.	sufficient number of reading materials and digital recourses in library	0	0	0	0	100	100
4.	Course has good balance between theory and application	0	25	75	0	0	100
5.	Course /syllabus increase my knowledge and perspective in the subject area	0	75	0	0	25	100
6.	Freedom to propose ,modify, suggest and incorporate new topics in the syllabus through proper forum	0	50	50	0	0	100
7.	Freedom to adopt new techniques education tools strategies in teaching	100	0	0	0	0	100
8.	Minimum course outcome attainment level for my class	25	75	0	0	0	100
9.	Sufficient steps to provide assistance to slow learner's	75	25	0	0	0	100
10.	Contribution to the curriculum and syllabus development	0	0	0	25	75	100

Need based curriculum and syllabus



As per the feedback collected from the teachers on need based curriculum and syllabus, 100% of the faculties agreed that there is a need based curriculum and syllabus

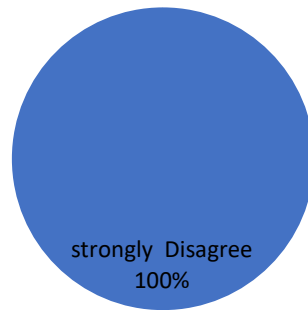
Well-defined course outcome



Your Success our Tradition

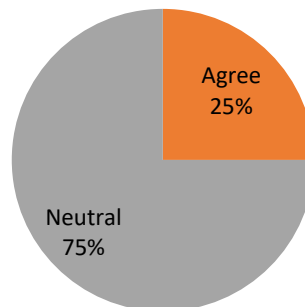
Based on the assessment conducted among the teachers 100% of the teachers agree that the course outcome was well defined

sufficient number of reading materials and digital recourses in library



After analyzing the feedback of teachers 100% of the teachers strongly disagree to the statement there is sufficient number of reading materials and digital recourses in library.

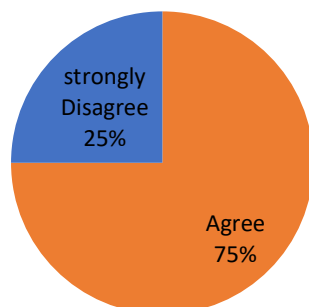
Course has good balance between theory and application



Your Success our Tradition

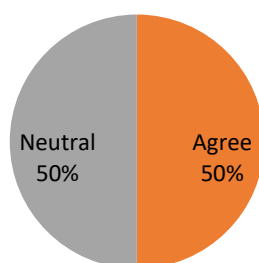
Based on the analysis conducted, 75% of the faculties have neutral opinion regarding the balance between theory and application in the course, 25% of the agree that there is good balance between theory and application.

Course /syllabus increase my knowledge and perspective in the subject area



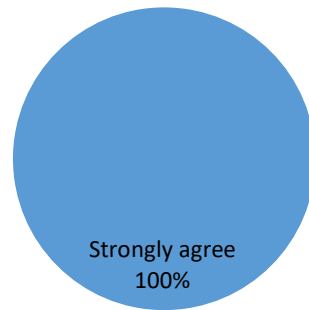
Assessing the feedback collected from the teachers on Course /syllabus increase knowledge and perspective in the subject area ,75 % of the teachers responded that Course /syllabus increase knowledge and perspective in the subject area,25 % disagree to the statement

Freedom to propose ,modify, suggest and incorporate new topics in the syllabus through proper forum



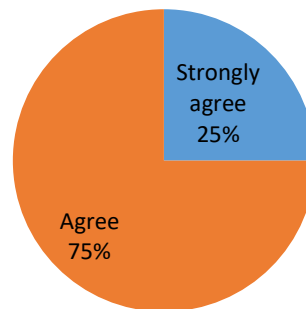
Considering the overall opinion regarding Freedom to propose, modify, suggest and incorporate new topics in the syllabus through proper forum,50 % of the teachers agree and another 50% have neutral opinion regarding the Freedom to propose, modify, suggest and incorporate new topics in the syllabus through proper forum.

Freedom to adopt new techniques education tools strategies in teaching



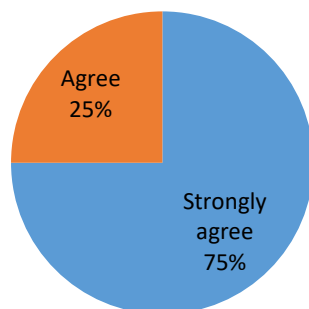
Above analysis shows the freedom to adopt new techniques education tools strategies in teaching, 100% of the teachers strongly agree to this statement.

Minimum course outcome attainment level for my class



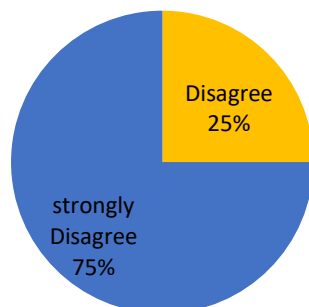
As per the feedback collected from the teachers on Minimum course outcome attainment level in the class, 75% of the respondents agree to the statement and 25% strongly agree.

Sufficient steps to provide assistance to slow learner's



After analyzing the feedback of teachers on sufficient steps to provide assistance to slow learner's, 75 % teachers strongly agree that there is sufficient steps are taken to provide assistance to slow learner's, 25 % agree to that.

Contribution to the curriculum and syllabus development



From the above analysis about contribution to the curriculum and syllabus development, 75 % of the respondents strongly agree to about the Contribution to the curriculum and syllabus development, 25 % disagree.

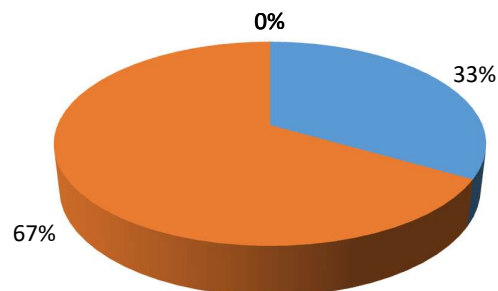
DEPARTMENT OF ECONOMICS

Sl No.	Description	Strongly agree	Agree	Neutral	Disagree	Strongly disagree
1	Curriculum and Syllabus are need based	33%	67%	0	0	0
2	The course outcomes are well defined and clear	67%	33%	0	0	0
3	Sufficient number of relevant reading materials and digital resources are available in the Library	0	67%	33%	0	0
4	The course has good balance between theory and application	33%	0	67%	0	0
5	The course/syllabus of this course increased my knowledge and perspective in the subject area	0	100%	0	0	0
6	I have the freedom to propose, modify, suggest and incorporate new topics in the syllabus Through proper forum	0	100%	0	0	0
7	I have the freedom to adopt new techniques/education tools/strategies in Teaching	33%	0	0	67%	0
8	I am able to achieve the minimum required course outcome attainment level for my class	67%	33%	0	0	0
9	I have taken sufficient steps to provide assistance to slow learners	33%	67%	0	0	0
10	I have contributed to the curriculum and / or syllabus development	34%	33%	33%	0	0

GRAPH 1

curriculum and syllabus are need based

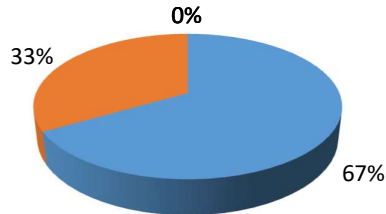
Strongly Agree Agree Neutral Disagree Strongly Disagree



GRAPH 2

The course outcomes are well defined and clear

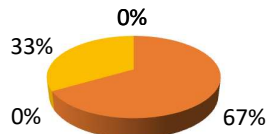
■ Strongly Agree ■ Agree ■ Neutral ■ Disagree ■ Strongly Disagree



GRAPH 3

Sufficient number of relevant reading materials and digital resources are available in the Library

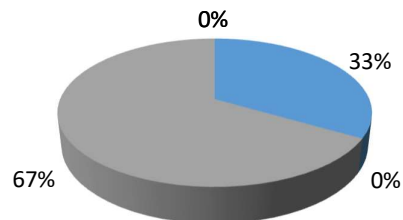
■ Strongly Agree ■ Agree ■ Neutral ■ Disagree ■ Strongly Disagree



GRAPH 4

The course has good balance between theory and application

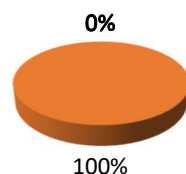
■ Strongly Agree ■ Agree ■ Neutral ■ Disagree ■ Strongly Disagree



GRAPH 5

The course/syllabus of this course increased my knowledge and perspective in the subject area

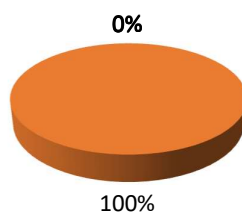
Strongly Agree Agree Neutral Disagree Strongly Agree



GRAPH 6

I have freedom to propose, modify, suggest and incorporate new topics in the syllabus Through proper forum

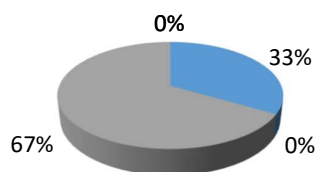
Strongly Agree Agree Neutral Disagree Strongly Disagree



GRAPH 7

I have the freedom to adopt new techniques/education tools/strategies in Teaching

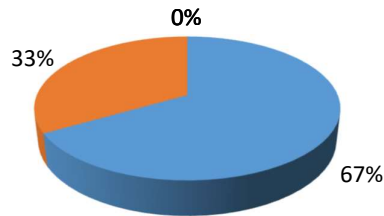
Strongly Agree Agree Neutral Disagree Strongly Disagree



GRAPH 8

I am able to achieve the minimum required course outcome attainment level for my class

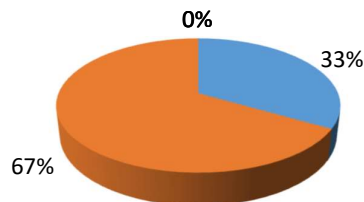
Strongly Agree Agree Neutral Disagree Strongly Disagree



GRAPH 9

I have taken sufficient steps to provide assistance to slow learners

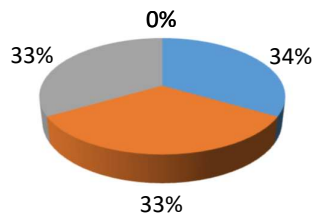
Strongly Agree Agree Neutral Disagree Strongly Disagree



GRAPH 10

I have contributed to the curriculum and/or syllabus development

Strongly Agree Agree Neutral Disagree Strongly Disagree



Graph I: Teachers were asked to rate about the curriculum and syllabus. Majority of the teachers agreed the opinion, ie, 67%. 33% Teachers commented Strongly Agreed.

Graph II: Teachers were asked to rate about the course outcomes are well defined and clear. Highest percentage of respondent's votes for strongly agrees. It indicates that strongly agree 67% of teachers. 33% of teachers agreed this opinion.

Graph III: Regarding the sufficient number of relevant reading materials and digital resources are available in the Library in the college 67% teachers agreed this comment. 33% of the teachers disagree this opinion.

Graph IV: Regarding the course has good balance between theory and application, 33% teachers agreed this opinion, and 67% of teachers Neutral attitude to this question.

Graph V: Teachers were asked to rate about the course/syllabus of this course increased my knowledge and perspective in the subject area 100% of teachers agreed this opinion.

Graph VI: This graphical representation shows the comments of the teachers about I have the freedom to propose, modify, suggest, and incorporate new topics in the syllabus through proper forum. The percentage of teachers 100% agreed this opinion.

Graph VII: The graphical representation shows the comments on teachers about freedom to adopt new techniques/education tools in their class. 33% of teachers were strongly agreed this comment and. 67% of teachers neutral attitude about this question. .

Graph VIII:, Regarding to the opinion of teachers to the minimum required course attainment level 67% of respondents were strongly agreed this and 33% gave agreed opinions each..

Graph IX: This graph is the ratings given by the teachers regarding the assistance to the slow learners. 33% were strongly agreed and 67% were agreed.

Graph X: Teachers were asked to rate about the contribution of curriculum and/or syllabus development. 34% commented strongly agreed and 33% of teachers commented agreed. 33% teachers responded neutral.



Your Success our Tradition

Dr. JOSHY VARGHESE MA, B.Ed, Ph.D
PRINCIPAL
Mar Sreeva College of Arts and Science,
Murickassery, Rajamudy P.O.